


0825 Releasable Connection

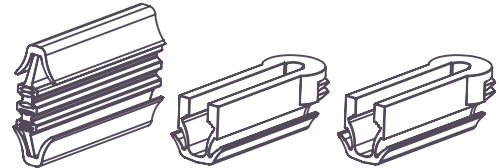


RC 0825 PH 0825 RH 0825

Board Type	Shear	Tensile
Comp/Hpl 12mm	1400 N	550 N
Ply 12mm	710 N	410 N

Force N at 1 mm pull-out distance

0825 Permanent Connection

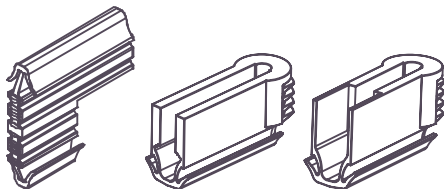


PC 0825 PH 0825 PH 0825

Board Type	Shear	Tensile
Comp/Hpl 12mm	1450 N	875 N
Ply 12mm	775 N	450 N

Force N at 1 mm pull-out distance

1225 Releasable Connection

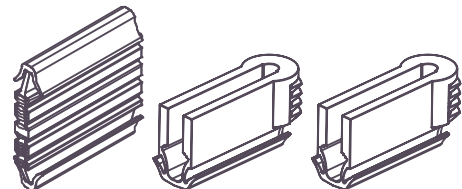


RC 1225 PH 1225 RH 1225

Board Type	Shear	Tensile
Chip 15mm	610 N	350 N
Ply 18mm	1120 N	375 N
MDF 18mm	980 N	500 N

Force N at 1 mm pull-out distance

1225 Permanent Connection

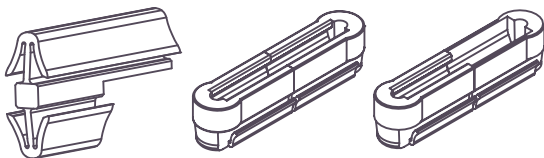


PC 1225 PH 1225 PH 1225

Board Type	Shear	Tensile
Chip 15mm	610 N	420 N
Ply 18mm	1250 N	450 N
MDF 18mm	1075 N	675 N

Force N at 1 mm pull-out distance

1240 Releasable Connection

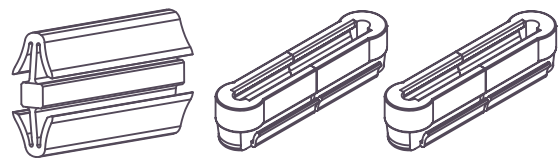


RC 1225 PH 1225 RH 1225

Board Type	Shear	Tensile
Chip 18mm	500 N	300 N
MDF 18mm	600 N	300 N
Beech 18mm	700 N	300 N

Force N at 1 mm pull-out distance

1240 Permanent Connection



PC 1225 PH 1225 PH 1225

Board Type	Shear	Tensile
Chip 18mm	600 N	500 N
MDF 18mm	700 N	500 N
Beech 18mm	1000 N	500 N

Force N at 1 mm pull-out distance